



Test Report: RSD-500B-12

500W Enclose Type Reliable Railway DC-DC Converter

■ DESIGN VERIFY TEST

Output Function Test

Input Function Test

Protection Function Test

Control Function Test

Component Stress Test

■ SAFETY & E.M.C. TEST

Safety Test

E.M.C. Test

■ RELIABILITY TEST

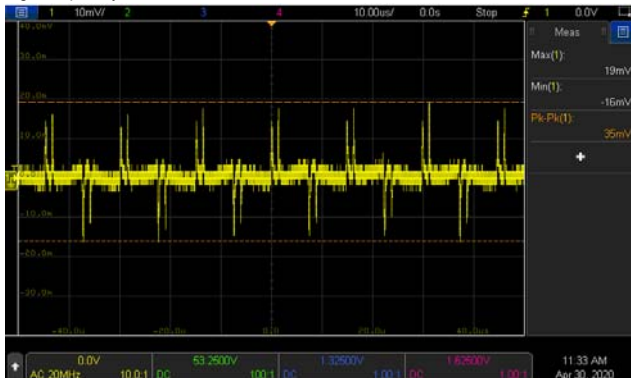
ENVIRONMENT TEST

DESIGN VERIFY TEST

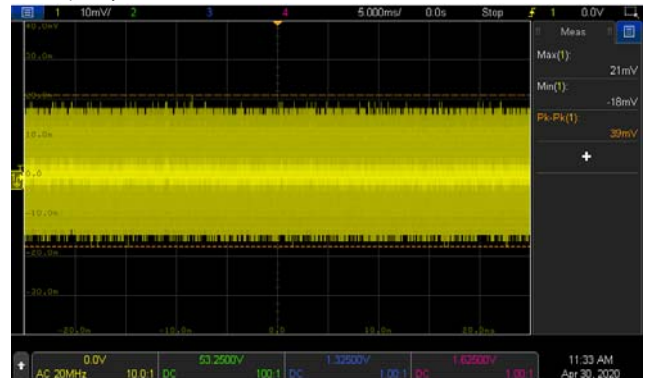
OUTPUT FUNCTION TEST

NO	TEST ITEM	SPECIFICATION	TEST CONDITION	RESULT
1	OUTPUT VOLTAGE ADJUST RANGE	CH1: 12V~14V	I/P: 24VDC O/P : MIN LOAD Ta : 25°C	10.67V~14.423V
2	OUTPUT VOLTAGE TOLERANCE (Max)	V1: -1%~+1%	I/P: 16.8 VDC / 33.6 VDC O/P:FULL/ MIN. LOAD Ta:25°C	V1: -0.23%~ 0.22%
3	LINE REGULATION (Max)	V1: -0.5%~+0.5%	I/P: 16.8 VDC / 33.6 VDC O/P:FULL LOAD Ta:25°C	V1: -0.008%~ 0.008%
4	LOAD REGULATION (Max)	V1: -1%~ +1%	I/P: 24VDC O/P:FULL ~MIN LOAD Ta:25°C	V1: -0.23%~ 0.22%
5	OVER/UNDERSHOOT TEST	< ±5%	I/P: 24VDC O/P:FULL LOAD Ta:25°C	TEST:1.01%
6	RIPPLE & NOISE (Max)	V1: 100 mVp-p	I/P: 24VDC O/P:FULL LOAD Ta:25°C	V1: 39mVp-p

high frequency :



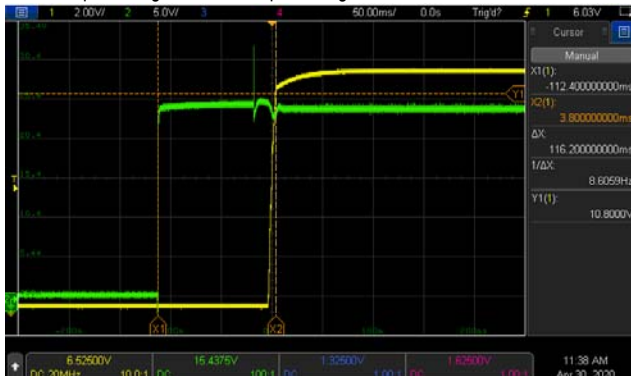
low frequency :


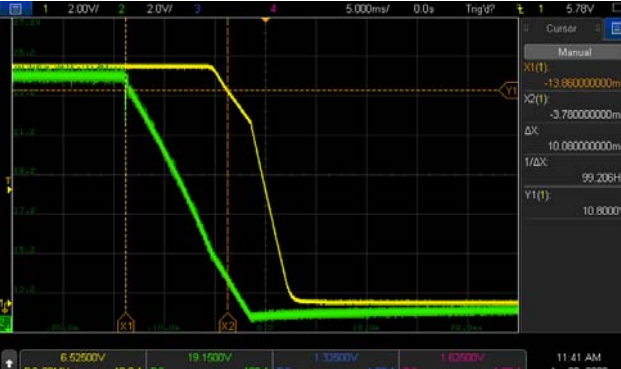
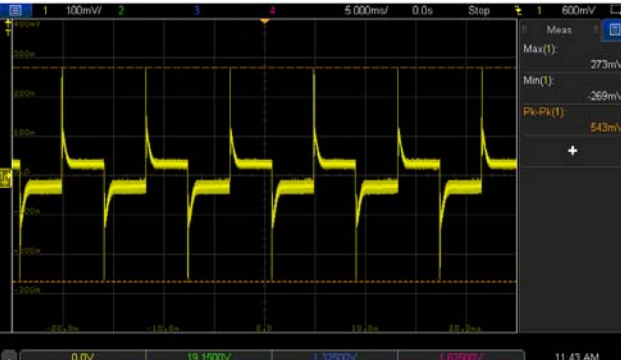
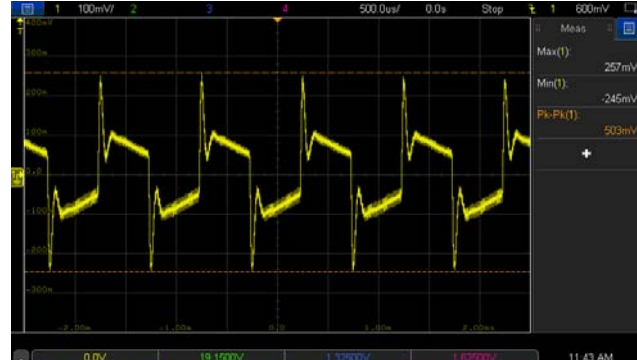


7	SET UP TIME (Max)	24VDC / 500ms	I/P: 24VDC O/P:FULL LOAD Ta:25°C	116.2 ms
---	-------------------	---------------	--	----------

INPUT=24 VDC @ FULL LOAD

CH1 : Output Voltage CH2 : DC Input Voltage



8	RISE TIME (Max)	24VDC / 60 ms	I/P: 24VDC O/P:FULL LOAD Ta:25°C	6.48 ms
<p>INPUT=24 VDC @ FULL LOAD CH1 : Output Voltage</p> 				
9	HOLD UP TIME (TYP)	24VDC / 3 ms	I/P: 24VDC O/P:FULL LOAD Ta:25°C	10.08 ms
<p>INPUT= 24VDC @ FULL LOAD CH1 : Output Voltage CH2 : DC Input Voltage</p> 				
10	TRANSIENT RECOVERY TIME	V1:1200mVp-p	I/P: 24VDC O/P:40% LOAD CHANGE 50%DUTY/120HZ	446mVp-p
11	DYNAMIC LOAD	V1: 1200 mVp-p	I/P: 24VDC O/P: (1)FULL /50% LOAD 50%DUTY / 120HZ (2)FULL /50% LOAD 50%DUTY / 1KHZ Ta:25°C	543mVp-p 503mVp-p
<p>FULL /50% LOAD 50%DUTY / 120HZ</p>  <p>FULL /50% LOAD 50%DUTY / 1KHZ</p> 				

INPUT FUNCTION TEST

NO	TEST ITEM	SPECIFICATION	TEST CONDITION	RESULT																																												
1	INPUT VOLTAGE RANGE	(1) 16.8VDC~ 33.6 VDC (2) 14.4 VDC~ 16.8 VDC/1s	I/P:TESTING O/P:FULL LOAD Ta:25°C	(1) 15.97V~ 33.6 V (2) TEST:OK																																												
			I/P: LOW-LINE-0.2= 16.6 V HIGH-LINE+1V= 34.6 V O/P:FULL/MIN LOAD (PLEASE CHECK DERATING CURVE) ON: 30 Sec . OFF: 30 Sec 10MIN (POWER ON/OFF NO DAMAGE)	TEST:OK																																												
2	INPUT CURRENT(TYP)	24VDC/ 21.5A	I/P: 24VDC O/P:FULL LOAD Ta:25°C	I=18.96A																																												
3	EFFICIENCY(TYP)	92 %	I/P: 24VDC O/P:FULL LOAD Ta:25°C	92.29%																																												
<p>EFFICIENCY vs LOAD</p> <table border="1"> <caption>Efficiency vs Load Data</caption> <thead> <tr> <th>LOAD (%)</th> <th>16.8VDC (%)</th> <th>24VDC (%)</th> <th>33.6VDC (%)</th> </tr> </thead> <tbody> <tr><td>10%</td><td>89</td><td>86</td><td>83</td></tr> <tr><td>20%</td><td>92</td><td>91</td><td>88</td></tr> <tr><td>30%</td><td>93</td><td>92</td><td>90</td></tr> <tr><td>40%</td><td>93</td><td>93</td><td>92</td></tr> <tr><td>50%</td><td>93</td><td>93</td><td>92</td></tr> <tr><td>60%</td><td>93</td><td>93</td><td>92</td></tr> <tr><td>70%</td><td>92</td><td>93</td><td>92</td></tr> <tr><td>80%</td><td>91</td><td>92</td><td>92</td></tr> <tr><td>90%</td><td>90</td><td>92</td><td>92</td></tr> <tr><td>100%</td><td>89</td><td>92</td><td>92</td></tr> </tbody> </table>					LOAD (%)	16.8VDC (%)	24VDC (%)	33.6VDC (%)	10%	89	86	83	20%	92	91	88	30%	93	92	90	40%	93	93	92	50%	93	93	92	60%	93	93	92	70%	92	93	92	80%	91	92	92	90%	90	92	92	100%	89	92	92
LOAD (%)	16.8VDC (%)	24VDC (%)	33.6VDC (%)																																													
10%	89	86	83																																													
20%	92	91	88																																													
30%	93	92	90																																													
40%	93	93	92																																													
50%	93	93	92																																													
60%	93	93	92																																													
70%	92	93	92																																													
80%	91	92	92																																													
90%	90	92	92																																													
100%	89	92	92																																													
4	INRUSH CURRENT(TYP)	30 A COLD START	I/P: 24VDC O/P:FULL LOAD Ta:25°C	I=17.0A																																												
<p>INPUT= VDC @ FULL LOAD CH3 : DC Input Voltage CH1 : Input current</p>																																																
5	INTERRUPTION OF VOLTAGE SUPPLY	B/C- type comply with S2 level (10ms)@ 70% load ;	I/P: 24VDC SHORT O/P: TESTING Ta:25°C	14.82ms /70%load																																												

PROTECTION FUNCTION TEST

NO	TEST ITEM	SPECIFICATION	TEST CONDITION	RESULT
1	OVER LOAD PROTECTION	105%~135% RATED OUTPUT POWER	I/P: 16.8 VDC I/P: 24 VDC I/P: 33.6 VDC O/P: TESTING Ta: 25°C	121.28%/16.8 VDC 121.2%/ 24 VDC 121.28%/ 33.6 VDC PROTECTION TYPE : Constant current limiting 105%~135% rated output power with auto-recovery .
2	OVER VOLTAGE PROTECTION	CH: 14.4 V~ 17.5 V	I/P: 16.8VDC I/P: 24 VDC I/P: 33.6VDC O/P: MIN LOAD Ta: 25°C	15.57V/ 16.8 VDC 15.57V/ 24 VDC 15.57V/ 33.6 VDC PROTECTION TYPE : Shut down O/P voltage, re-power on to recover
3	OVER TEMPERATURE PROTECTION	SPEC: NO DAMAGE	I/P: 33.6/16.8VDC O/P: FULL LOAD	O.T.P. Active PROTECTION TYPE : Shut down O/P voltage, re-power on to recover
4	SHORT PROTECTION	SHORT EVERY OUTPUT 1 HOUR NO DAMAGE	I/P: 33.6/16.8 VDC O/P: FULL LOAD Ta: 25°C	NO DAMAGE PROTECTION TYPE : Constant current limiting with auto-recovery recovers automatically after fault condition is removed
5	INPUT REVERSE	POWER OK	I/P: 33.6/16.8 VDC O/P: FULL LOAD Ta: 25°C	NO DAMAGE
6	INPUT UNDER VOLTAGE PROTECTION	24 VIN : POWER ON >=16.8V POWER OFF <=16.5V	I/P: TESTING O/P: FULL LOAD Ta: 25°C	TEST : POWER ON >= 15.97V POWER OFF <= 12.51V

COMPONENT STRESS TEST

NO	TEST ITEM	SPECIFICATION	TEST CONDITION	RESULT																																				
1	PWM Transistor (D to S) or (C to E) Peak Voltage	Q 10/Q12/ Q21/Q23 Rated : 100 A/ 100 V	DC ON/OFF I/P: High-Line +1V =34.6V VDS: O/P: (1) Full Load (2) Output Short (3) Dynamic Load Full Load/ Min. Load 90%Duty/1KHz (4) Dynamic Load Full Load/ Min. Load 90%Duty/3KHz (5) Dynamic Load Full Load/ Min. Load 90%Duty/5KHz (6) Dynamic Load 100% Load/ Min. Load 50%Duty/120Hz (7) 0% → 400% Load. Ta: 25°C	<table border="0"> <tr> <td>Q10</td> <td>Q12</td> </tr> <tr> <td>VDS:</td> <td>VDS:</td> </tr> <tr> <td>(1) 58.7V</td> <td>(1) 58.1V</td> </tr> <tr> <td>(2) 59.5V</td> <td>(2) 60.1V</td> </tr> <tr> <td>(3) 78V</td> <td>(3) 78.5V</td> </tr> <tr> <td>(4) 72.4V</td> <td>(4) 72.8V</td> </tr> <tr> <td>(5) 70.0V</td> <td>(5) 67.6V</td> </tr> <tr> <td>(6) 69.2V</td> <td>(6) 70.8V</td> </tr> <tr> <td>(7) 94.1V</td> <td>(8) 95.1V</td> </tr> <tr> <td>Q21</td> <td>Q23</td> </tr> <tr> <td>VDS:</td> <td>VDS:</td> </tr> <tr> <td>(1) 64.7V</td> <td>(1) 63.5V</td> </tr> <tr> <td>(2) 71.1V</td> <td>(2) 65.2V</td> </tr> <tr> <td>(3) 78.4V</td> <td>(3) 79.6V</td> </tr> <tr> <td>(4) 76.7V</td> <td>(4) 74.8V</td> </tr> <tr> <td>(5) 78.4V</td> <td>(5) 74.8V</td> </tr> <tr> <td>(6) 72.7V</td> <td>(6) 76.4V</td> </tr> <tr> <td>(7) 94.8V</td> <td>(7) 94.9V</td> </tr> </table>	Q10	Q12	VDS:	VDS:	(1) 58.7V	(1) 58.1V	(2) 59.5V	(2) 60.1V	(3) 78V	(3) 78.5V	(4) 72.4V	(4) 72.8V	(5) 70.0V	(5) 67.6V	(6) 69.2V	(6) 70.8V	(7) 94.1V	(8) 95.1V	Q21	Q23	VDS:	VDS:	(1) 64.7V	(1) 63.5V	(2) 71.1V	(2) 65.2V	(3) 78.4V	(3) 79.6V	(4) 76.7V	(4) 74.8V	(5) 78.4V	(5) 74.8V	(6) 72.7V	(6) 76.4V	(7) 94.8V	(7) 94.9V
Q10	Q12																																							
VDS:	VDS:																																							
(1) 58.7V	(1) 58.1V																																							
(2) 59.5V	(2) 60.1V																																							
(3) 78V	(3) 78.5V																																							
(4) 72.4V	(4) 72.8V																																							
(5) 70.0V	(5) 67.6V																																							
(6) 69.2V	(6) 70.8V																																							
(7) 94.1V	(8) 95.1V																																							
Q21	Q23																																							
VDS:	VDS:																																							
(1) 64.7V	(1) 63.5V																																							
(2) 71.1V	(2) 65.2V																																							
(3) 78.4V	(3) 79.6V																																							
(4) 76.7V	(4) 74.8V																																							
(5) 78.4V	(5) 74.8V																																							
(6) 72.7V	(6) 76.4V																																							
(7) 94.8V	(7) 94.9V																																							
2	Clamp MOSFET (D to S) or (C to E) Peak Voltage	Q8/Q19 Rated : 73 A/ 100 V	DC ON/OFF	<table border="0"> <tr> <td>Q8</td> <td>Q19</td> </tr> <tr> <td>VDS:</td> <td>VDS:</td> </tr> </table>	Q8	Q19	VDS:	VDS:																																
Q8	Q19																																							
VDS:	VDS:																																							

			<p>I/P:High-Line +1V =34.6V VDS: O/P: (1)Full Load (2)Output Short (3)Dynamic Load Full Load/ Min. Load 90%Duty/1KHz (4)Dynamic Load Full Load/ Min. Load 90%Duty/3KHz (5)Dynamic Load Full Load/ Min. Load 90%Duty/5KHz (6)Dynamic Load 100% Load/ Min. Load 50%Duty/120Hz (7)0%→400% Load. Ta:25°C</p>	<p>(1) 51.4V (2) 55.4V (3) 73.0V (4) 63.3V (5) 58.7V (6) 84.9V (7) 86.1V</p>	<p>(1) 51.0V (2) 55.7V (3) 69.6V (4) 61.6V (5) 59.2V (6) 66.4V (7) 83.9V</p>
3	Diode Peak Voltage	<p>Q100/Q200 Rated : 100 A/ 120 V Q103/Q105 Rated : 100 A/ 120 V</p>	<p>DC ON/OFF I/P:High-Line +1V =34.6 V VOmax: O/P: (1)Full Load (2)Output Short (3)Dynamic Load Full Load/ Min. Load 90%Duty/1KHz (4)Dynamic Load Full Load/ Min. Load 90%Duty/3KHz (5)Dynamic Load Full Load/ Min. Load 90%Duty/5KHz (6)Dynamic Load 100% Load/ Min. Load 50%Duty/120Hz (7)0%→400% Load. (8).NO LOAD VO: O/P: (1)Full Load Ta:25°C</p>	<p>Q100: VOmax: VDS: (1) 60.1V (2) 52.8V (3) 80.7V (4) 75.9V (5) 69.5V (6) 86.4V (7) 88.0V (8) 51.8V VO: (1) 59.6V Q103: VOmax: VDS: (1) 97.4V (2) 98.2V (3) 98.2V (4) 98.2V (5) 98.2V (6) 99.1V (7) 98.7V (8) 97.4V VO: (1) 96.6V</p>	<p>Q200: VOmax: VDS: (1) 51.1V (2) 54.3V (3) 87.5V (4) 71.0V (5) 69.5V (6) 79.1V (7) 93.9V (8) 55.3V VO: (1) 48.9V Q105: VOmax: VDS: (1) 97.5V (2) 97.4V (3) 98.2V (4) 97.4V (5) 98.2V (6) 99.1V (7) 97.1V (8) 97.4V VO: (1) 95.8V</p>
4	Input Capacitor Voltage	<p>C5/C35 Rated: : 3300 μ / 35 V</p>	<p>I/P:High-Line +1V =34.6V O/P: (1)Full Load input on/off (2) Min load input on /Off (3)Full Load /Min load Change (4)Full load continue Ta:25°C</p>	<p>C5 (1) 34.6V (2) 34V (3) 33.8V (4) 33.4V</p>	<p>C35 (1) 34.4V (2) 33.4V (3) 32V (4) 33.6V</p>
5	Control IC Voltage Test	<p>PWM IC U4 Rated:7.5V~ 15 V O/P U100 /U101/U102/U103 Rated:-0.3V~ 27 V O/P U201 Rated:0V~ 32 V</p>	<p>DC ON/OFF I/P:High-Line +1V =34.6 V O/P(1)FULL LOAD (2) Output Short (3)O.L.P (4)O.V.P. (5)NO LOAD VRmin(LOW LINE)</p>	<p>U4 (1) 13.96V (2) 14.04V (3) 14.04V (4) 13.95V (5) 12.29V U100 (1) 10.83V</p>	<p>U201 (1) 11.55V (2) 12.11V (3) 11.63V (4) 14.86V (5) 10.68V U101 (1) 10.03V</p>

			Ta:25°C	(2) 10.99V (3) 10.91V (4) 10.91V (5) 10.67V U102 (1) 10.83V (2) 10.83V (3) 10.75V (4) 10.83V (5) 10.75V	(2) 10.03V (3) 10.03V (4) 10.03V (5) 9.95V U103 (1) 10.02V (2) 10.1V (3) 10.1V (4) 10.02V (5) 9.94V
--	--	--	---------	--	--

SAFETY TEST

NO	TEST ITEM	SPECIFICATION	TEST CONDITION	RESULT
1	WITHSTAND VOLTAGE	I/P-O/P:4KVDC/min I/P-FG:2.5 KVDC/min O/P-FG:2.5KVDC/min	I/P-O/P: 4.4KVDC/min I/P-FG: 3 KVDC/min O/P-FG:3KVDC/min Ta:25°C	I/P-O/P: 0.3uA I/P-FG: 0.5uA O/P-FG: 0uA NO DAMAGE
2	ISOLATION RESISTANCE	I/P-O/P:500VDC>100MΩ I/P-FG: 500VDC>100MΩ O/P-FG:500VDC>100MΩ	I/P-O/P: 600 VDC I/P-FG: 600 VDC O/P-FG: 600 VDC Ta:25°C	I/P-O/P:9999MΩ I/P-FG: 9999MΩ O/P-FG: 9999MΩ NO DAMAGE
3	GROUNDING CONTINUITY	FG(PE) TO CHASSIS OR TRACE < 100 mΩ	40A / 2min Ta:25°C	4mΩ

E.M.C TEST

NO	TEST ITEM	SPECIFICATION	TEST CONDITION	RESULT
1	RADIATION	EN55032 CLASS B	I/P: 24VDC O/P:FULL LOAD Ta:25°C	PASS Test by certified Lab
2	CONDUCTION	EN55032 CLASS A	I/P: 24VDC O/P:FULL LOAD Ta:25°C	PASS Test by certified Lab
3	E.S.D	EN61000-4-2 <input type="checkbox"/> MEDICAL AIR: 15KV / Contact: 8KV <input type="checkbox"/> LIGHT INDUSTRY AIR: 8KV / Contact: 4KV <input checked="" type="checkbox"/> INDUSTRY AIR: 8KV / Contact: 6KV	I/P: 24VDC O/P:FULL LOAD Ta:25°C	<input checked="" type="checkbox"/> CRITERIA A <input type="checkbox"/> CRITERIA B
4	E.F.T	EN61000-4-4 <input type="checkbox"/> LIGHT INDUSTRY INPUT: 0.5KV <input type="checkbox"/> MEDICAL <input checked="" type="checkbox"/> INDUSTRY INPUT: 2KV	I/P:24VDC O/P:FULL LOAD Ta:25°C	<input checked="" type="checkbox"/> CRITERIA A <input type="checkbox"/> CRITERIA B
5	SURGE	IEC61000-4-5 <input checked="" type="checkbox"/> INDUSTRY L-N :1KV L,N-PE:2KV	I/P:24VDC O/P:FULL LOAD Ta:25°C	<input checked="" type="checkbox"/> CRITERIA A <input type="checkbox"/> CRITERIA B
6	Test by certified Lab & Test Report Prepare Any contradictions of the test results, please refer to the latest EMC test report			

■ RELIABILITY TEST

ENVIRONMENT TEST

NO	TEST ITEM	SPECIFICATION	TEST CONDITION	RESULT																																																																																																																																																																								
1	TEMPERATURE RISE TEST	MODEL : RSD-500B-48 1. ROOM AMBIENT BURN-IN : 2 HRS I/P : 24 VDC O/P : FULL LOAD Ta= 25 °C 2. HIGH AMBIENT BURN-IN : 2 HRS I/P : 24 VDC O/P : FULL LOAD Ta= 55 °C																																																																																																																																																																										
				<table border="1"> <thead> <tr> <th>NO</th> <th>Position</th> <th>ROOM AMBIENT Ta= 25 °C</th> <th>HIGH AMBIENT Ta= 55 °C</th> </tr> </thead> <tbody> <tr><td>1</td><td>LF1</td><td>66.6°C</td><td>96.4°C</td></tr> <tr><td>2</td><td>C17</td><td>69.7°C</td><td>98.9°C</td></tr> <tr><td>3</td><td>LF2</td><td>71.6°C</td><td>101.2°C</td></tr> <tr><td>4</td><td>Q1</td><td>66.0°C</td><td>95.4°C</td></tr> <tr><td>5</td><td>C6</td><td>68.9°C</td><td>98.4°C</td></tr> <tr><td>6</td><td>Q10</td><td>68.4°C</td><td>98.0°C</td></tr> <tr><td>7</td><td>ZNR1</td><td>61.8°C</td><td>91.2°C</td></tr> <tr><td>8</td><td>C14</td><td>67.4°C</td><td>96.5°C</td></tr> <tr><td>9</td><td>RY</td><td>67.6°C</td><td>96.6°C</td></tr> <tr><td>10</td><td>Q39</td><td>73.1°C</td><td>101.1°C</td></tr> <tr><td>11</td><td>R90</td><td>81.0°C</td><td>108.0°C</td></tr> <tr><td>12</td><td>D2</td><td>67.4°C</td><td>97.1°C</td></tr> <tr><td>13</td><td>Q23</td><td>69.5°C</td><td>99.7°C</td></tr> <tr><td>14</td><td>C18</td><td>68.2°C</td><td>97.7°C</td></tr> <tr><td>15</td><td>U2</td><td>70.5°C</td><td>99.9°C</td></tr> <tr><td>16</td><td>T3</td><td>72.6°C</td><td>103.0°C</td></tr> <tr><td>17</td><td>T5</td><td>71.5°C</td><td>101.5°C</td></tr> <tr><td>18</td><td>U4</td><td>76.7°C</td><td>106.6°C</td></tr> <tr><td>19</td><td>Q8</td><td>66.5°C</td><td>96.3°C</td></tr> <tr><td>20</td><td>TSW1</td><td>70.0°C</td><td>100.4°C</td></tr> <tr><td>21</td><td>T4</td><td>72.6°C</td><td>103.0°C</td></tr> <tr><td>22</td><td>Q19</td><td>65.6°C</td><td>96.0°C</td></tr> <tr><td>23</td><td>T6</td><td>71.6°C</td><td>102.1°C</td></tr> <tr><td>24</td><td>T2</td><td>73.9°C</td><td>104.4°C</td></tr> <tr><td>25</td><td>Q201</td><td>71.5°C</td><td>101.7°C</td></tr> <tr><td>26</td><td>Q104</td><td>70.1°C</td><td>100.1°C</td></tr> <tr><td>27</td><td>L101</td><td>75.8°C</td><td>107.6°C</td></tr> <tr><td>28</td><td>T1</td><td>71.1°C</td><td>101.6°C</td></tr> <tr><td>29</td><td>Q100</td><td>69.9°C</td><td>100.4°C</td></tr> <tr><td>30</td><td>Q103</td><td>70.7°C</td><td>100.9°C</td></tr> <tr><td>31</td><td>L100</td><td>73.5°C</td><td>105.4°C</td></tr> <tr><td>32</td><td>C115</td><td>68.1°C</td><td>99.2°C</td></tr> <tr><td>33</td><td>LF100</td><td>58.4°C</td><td>89.4°C</td></tr> <tr><td>34</td><td>C103</td><td>68.5°C</td><td>99.2°C</td></tr> <tr><td>35</td><td>C102</td><td>66.3°C</td><td>96.9°C</td></tr> <tr><td>36</td><td>U201</td><td>66.3°C</td><td>96.5°C</td></tr> <tr><td>37</td><td>U5</td><td>65.9°C</td><td>96.0°C</td></tr> <tr><td>38</td><td>Q204</td><td>65.8°C</td><td>95.8°C</td></tr> <tr><td>39</td><td>Q37</td><td>69.7°C</td><td>99.0°C</td></tr> <tr><td>40</td><td>U3</td><td>69.7°C</td><td>99.5°C</td></tr> <tr><td>41</td><td>Q17</td><td>69.4°C</td><td>100.0°C</td></tr> </tbody> </table>	NO	Position	ROOM AMBIENT Ta= 25 °C	HIGH AMBIENT Ta= 55 °C	1	LF1	66.6°C	96.4°C	2	C17	69.7°C	98.9°C	3	LF2	71.6°C	101.2°C	4	Q1	66.0°C	95.4°C	5	C6	68.9°C	98.4°C	6	Q10	68.4°C	98.0°C	7	ZNR1	61.8°C	91.2°C	8	C14	67.4°C	96.5°C	9	RY	67.6°C	96.6°C	10	Q39	73.1°C	101.1°C	11	R90	81.0°C	108.0°C	12	D2	67.4°C	97.1°C	13	Q23	69.5°C	99.7°C	14	C18	68.2°C	97.7°C	15	U2	70.5°C	99.9°C	16	T3	72.6°C	103.0°C	17	T5	71.5°C	101.5°C	18	U4	76.7°C	106.6°C	19	Q8	66.5°C	96.3°C	20	TSW1	70.0°C	100.4°C	21	T4	72.6°C	103.0°C	22	Q19	65.6°C	96.0°C	23	T6	71.6°C	102.1°C	24	T2	73.9°C	104.4°C	25	Q201	71.5°C	101.7°C	26	Q104	70.1°C	100.1°C	27	L101	75.8°C	107.6°C	28	T1	71.1°C	101.6°C	29	Q100	69.9°C	100.4°C	30	Q103	70.7°C	100.9°C	31	L100	73.5°C	105.4°C	32	C115	68.1°C	99.2°C	33	LF100	58.4°C	89.4°C	34	C103	68.5°C	99.2°C	35	C102	66.3°C	96.9°C	36	U201	66.3°C	96.5°C	37	U5	65.9°C	96.0°C	38	Q204	65.8°C	95.8°C	39	Q37	69.7°C	99.0°C	40	U3	69.7°C	99.5°C	41	Q17	69.4°C	100.0°C
NO	Position	ROOM AMBIENT Ta= 25 °C	HIGH AMBIENT Ta= 55 °C																																																																																																																																																																									
1	LF1	66.6°C	96.4°C																																																																																																																																																																									
2	C17	69.7°C	98.9°C																																																																																																																																																																									
3	LF2	71.6°C	101.2°C																																																																																																																																																																									
4	Q1	66.0°C	95.4°C																																																																																																																																																																									
5	C6	68.9°C	98.4°C																																																																																																																																																																									
6	Q10	68.4°C	98.0°C																																																																																																																																																																									
7	ZNR1	61.8°C	91.2°C																																																																																																																																																																									
8	C14	67.4°C	96.5°C																																																																																																																																																																									
9	RY	67.6°C	96.6°C																																																																																																																																																																									
10	Q39	73.1°C	101.1°C																																																																																																																																																																									
11	R90	81.0°C	108.0°C																																																																																																																																																																									
12	D2	67.4°C	97.1°C																																																																																																																																																																									
13	Q23	69.5°C	99.7°C																																																																																																																																																																									
14	C18	68.2°C	97.7°C																																																																																																																																																																									
15	U2	70.5°C	99.9°C																																																																																																																																																																									
16	T3	72.6°C	103.0°C																																																																																																																																																																									
17	T5	71.5°C	101.5°C																																																																																																																																																																									
18	U4	76.7°C	106.6°C																																																																																																																																																																									
19	Q8	66.5°C	96.3°C																																																																																																																																																																									
20	TSW1	70.0°C	100.4°C																																																																																																																																																																									
21	T4	72.6°C	103.0°C																																																																																																																																																																									
22	Q19	65.6°C	96.0°C																																																																																																																																																																									
23	T6	71.6°C	102.1°C																																																																																																																																																																									
24	T2	73.9°C	104.4°C																																																																																																																																																																									
25	Q201	71.5°C	101.7°C																																																																																																																																																																									
26	Q104	70.1°C	100.1°C																																																																																																																																																																									
27	L101	75.8°C	107.6°C																																																																																																																																																																									
28	T1	71.1°C	101.6°C																																																																																																																																																																									
29	Q100	69.9°C	100.4°C																																																																																																																																																																									
30	Q103	70.7°C	100.9°C																																																																																																																																																																									
31	L100	73.5°C	105.4°C																																																																																																																																																																									
32	C115	68.1°C	99.2°C																																																																																																																																																																									
33	LF100	58.4°C	89.4°C																																																																																																																																																																									
34	C103	68.5°C	99.2°C																																																																																																																																																																									
35	C102	66.3°C	96.9°C																																																																																																																																																																									
36	U201	66.3°C	96.5°C																																																																																																																																																																									
37	U5	65.9°C	96.0°C																																																																																																																																																																									
38	Q204	65.8°C	95.8°C																																																																																																																																																																									
39	Q37	69.7°C	99.0°C																																																																																																																																																																									
40	U3	69.7°C	99.5°C																																																																																																																																																																									
41	Q17	69.4°C	100.0°C																																																																																																																																																																									



2	OVER LOAD BURN-IN TEST	NO DAMAGE 1 HOUR (MIN)	I/P : 24 VDC O/P : 130.7% LOAD Ta : 25°C	TEST : OK
3	LOW TEMPERATURE TURN ON TEST	TURN ON AFTER 2 HOUR	I/P : 16.8 VDC / 33.6 VDC O/P : 100 % LOAD Ta= -45 °C	TEST : OK
4	HIGH HUMIDITY HIGH TEMPERATURE HIGH VOLTAGE TURN ON TEST	AFTER 12 HOURS IN CHAMBER ON CONTROL 55 °C /95 %R.H NO DAMAGE	I/P : 35 VDC O/P : FULL LOAD Ta= 55 °C HUMIDITY= 95 %R.H	TEST : OK
5	TEMPERATURE COEFFICIENT	± 0.03%/°C (0~55°C)	I/P : 24 VDC O/P : FULL LOAD	± 0.0061%/°C (0~50°C)
6	STORAGE TEMPERATURE TEST	-40~85°C	1. Thermal shock Temperature : -45°C~ +90°C 2. Temperature change rate : 25°C / MIN 3. Dwell time low and high temperature : 30 MIN/EACH 4. Total test cycle : 10 CYCLE 5. Input/Output condition : STATIC	
7	THERMAL SHOCK TEST	-40~55°C	1. Thermal shock Temperature : -45°C~ +60°C 2. Temperature change rate : 25°C / MIN 3. Dwell time low and high temperature : 30 MIN/EACH 4. Total test cycle : 16 CYCLE 5. Input/Output condition : 15cycle: 24 VDC / FULL LOAD AC ON 3sec/AC OFF 1sec TEST 1cycle: 24VDC / FULL LOAD Burn In Test	
8	VIBRATION TEST	10 ~ 500Hz, 5G 10min./1cycle, 60min. each along X, Y, Z axes	1 Carton & 1 Set (1) Waveform : Sine Wave (2) Frequency : 10~500Hz (3) Sweep Time : 10 min/sweep cycle (4) Acceleration : 6G (5) Test Time : 180min in each axis (X.Y.Z) (6) Ta : 25°C	
9	CAPACITOR LIFE CYCLE	SUPPOSE C103 IS THE MOST CRITICAL COMPONENT (1) I/P : 24VDC O/P : FULL LOAD Ta= 25 °C LIFE TIME (2) I/P : 24VDC O/P : FULL LOAD Ta= 55 °C LIFE TIME (3) I/P : 24VDC O/P : 75% LOAD Ta= 55 °C LIFE TIME (4) I/P : 24VDC O/P : 50% LOAD Ta= 55 °C LIFE TIME		(1) 308214.1HRS (2) 36702.1HRS (3) 73241HRS (4) 136853.4HRS
10	MTBF	Conducted by Parts Stress Analysis Prediction 277.9K hrs min. Telcordia SR-332 (Bellcore) ; 99.1K hrs min. MIL-HDBK-217F (25°C)		
11	Ongoing Reliability Test	I/P : 24VDC O/P : FULL LOAD TA=50°C Demonstration Mean Time Between Failure : 30,000 hours		

TEST RESULT	TESTER	REVIEW	APPROVAL
PASS	LIUTT		Wangdz

2018.4.30 GP-A50-F010